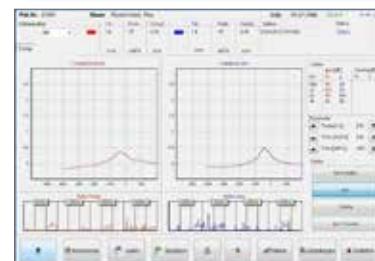
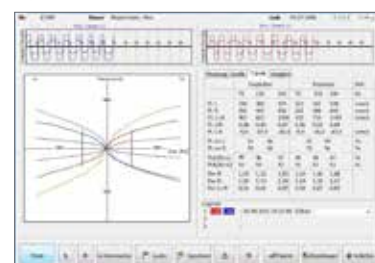
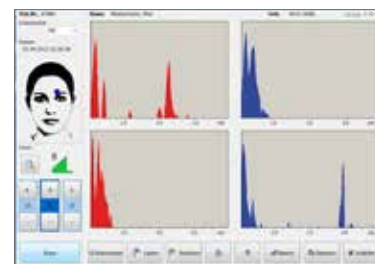


The new ergonomics in the daily ENT diagnostics!

ATMOS[®] Diagnostic Cube





ATMOS

ENT diagnostics p

our excellence

Your wishes are our motivation:

More time for your patients by an optimized examination process both in the diagnostic room and built in your ENT workstation.

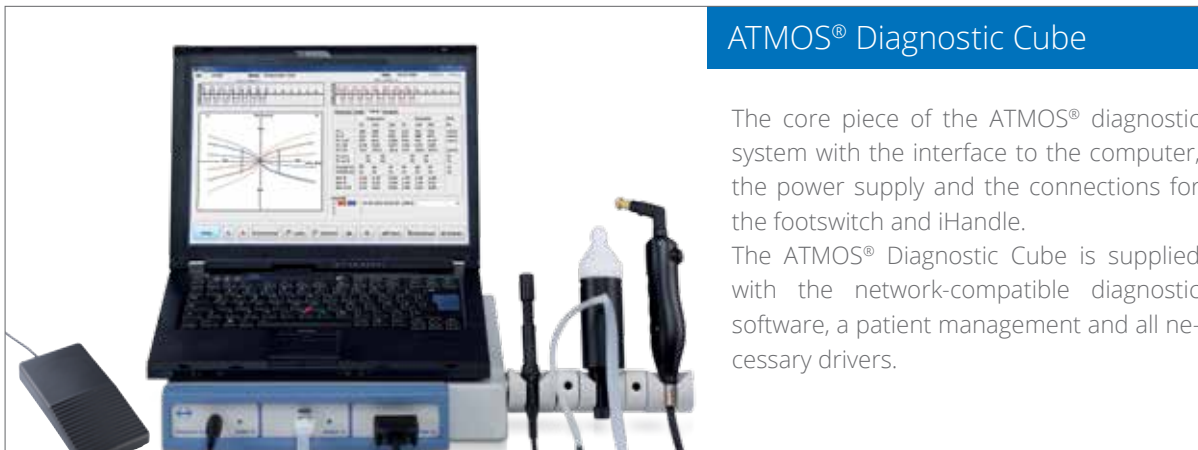
That's how modern diagnostics in the medical field works these days!

Computer technology has greatly changed diagnostics. Would you not also wish for one PC workstation with a central patient database that combines all diagnostic systems? Thanks to network integration diagnostic results can be used on the network from any PC.

Innovative operating concepts such as touch screen control or automatic detection of probe removal (iHandle) automatically control the measuring process and save time.

Integrated in your workstation - automated diagnosis for your needs.





ATMOS® Diagnostic Cube

The core piece of the ATMOS® diagnostic system with the interface to the computer, the power supply and the connections for the footswitch and iHandle.

The ATMOS® Diagnostic Cube is supplied with the network-compatible diagnostic software, a patient management and all necessary drivers.

Intuitive operable touch screen

Connection to existing practice software

Modular & upgradeable



iHandle



For the diagnostic room:
the network-ready ATMOS® Diagnostic Cube as a table-top unit - automated and easy to handle





Connection to existing practice software

Two variants are available: run the diagnostics directly from the practice software or through a separate programme call up. Various links into the hospital information system are also possible. The ATMOS® Diagnostic Cube gives you the choice!

Modular & upgradeable

The individual modules can be retrofitted and combined with one another. The iHandle can be mounted to both, the left and the right side of the housing. Whether for use in your diagnostic room or integrated in your treatment system – the choice is yours!

However you want it...

You can use the ATMOS® Diagnostic Cube with a laptop or PC, both variants can be networked with your in-house practice software.




iHandle

Automatic start of the software when the handle is removed from the iHandle:

All you have to do is measuring! Please have a look at the optimised workflow on page 10.

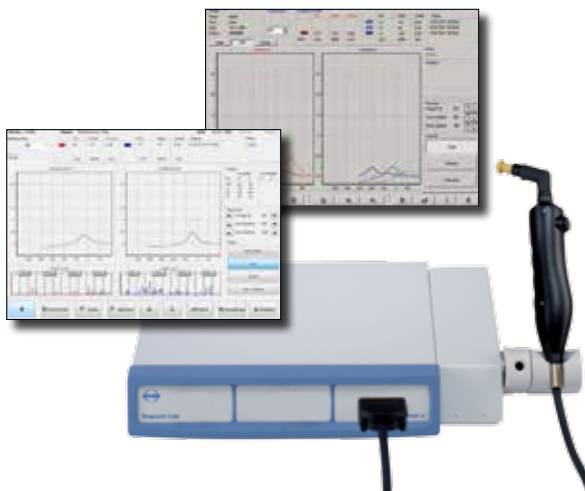
The Modules

Features & Functions



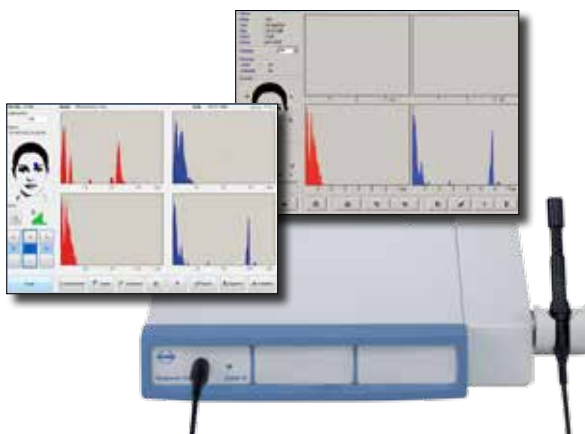
Rhino 31

The rhinomanometry module enables the anterior measurement optionally with the nose mask or nose olives.



Tymp 31

The clinical impedance meter module with integrated high frequency clinical impedance meter and depending on the age parameter adjustment has an ergonomically shaped probe handle with an LED status indicator and shift key button for changeover.



Sono 31

The A-Scan-module is used to perform quick paranasal and frontal sinus diagnostics at the ENT workstation.

Features & Functions

- determination of pressure, volume flow and nose resistance
- CAR algorithm
- comparative display of measurements for the provocation test

Hygiene benefits:

The patient-oriented components are removable and can be reprocessed by machine. The integrated filter pad clearly separates the patient from the device-side area.

- high-frequency clinical impedance meter
- stapedius reflex measurement
- eustachian tube function test
- reflex-decay test as an option
- high-tone clinical impedance meter (678 and 1,000 Hz)
- age-based automatic probe tone selection
- test cavity in the probe holder for easy calibration

- individual, sinus-specific acoustic gain parameters for maxillaris and frontalis
- additional gain curves for cysts as well as an overall gain.
- foot switch and automatic mode for quick performance of measurements

Probes and measuring olives



Optimised workflow - easy operation and measurement with only 3 simple steps!

Remove



Measure



Ready to hand:

The intelligent probe support „iHandle“ starts diagnosis immediately out of the patient software when the probe is removed.



Up-to-date diagnostic methods:

The ATMOS® Diagnostic Cube combines precise measurement technique with a simple and fast operation.

Save



Print



Network




One hand movement:

Putting the probe back to the support saves the data and closes the software!
Via touch screen you can also manually save the measurement.



Easy documentation:

With one click you can print your analysis on a workstation or network printer.



Always connected:

At your desk you can see what was measured – you have easy access to any network-connected PCs and the associated patient database.



MedizinTechnik

ATMOS MedizinTechnik GmbH & Co. KG

Ludwig-Kegel-Str. 16

79853 Lenzkirch / Germany

Tel: +497653 689-370

atmos@atmosmed.de

www.atmosmed.com