

ATMOS® Chairs

ENT Chair Programme



Efficient workflow and design For optimal patient positioning



Innovative mobility
function

Easy to handle



Ergonomics and design
combined:

The backrest of the ATMOS® Chair E 1 and ATMOS® E 2 is infinitely variable from approx. 7° forward to the horizontal position.

By synchronous coupling with the armrests and the leg support the chair is converted quickly into a long stable couch. With the model ATMOS® E 2 with

electrically operated backrest, an electromotive adjustment of the backrest is possible. The height-adjustable neck rest of the E 1 and E 2 can easily be removed if required. A foldable foot rest enables the patient to sit comfortably in a perfect examination position. The seat from the ATMOS® E 2 can be swivelled separately by 90° to the right or the left. The electromotive seat height adjustment is infinitely

ATMOS® Chair	E 2	E 1	M 2
Design suitable to			
ATMOS® S 61 Servant	✓	✓	✓
Seat			
Seat height	58,5 cm to 78,5 cm	52,0 cm to 72,0 cm	56,5 cm to 76,5 cm
Manual adjustment	-	-	-
Electrical adjustment	✓	✓	✓
Child seat	●	●	●
Seat separately rotatable	✓	-	-
Maximum lifting capacity (kg)	150	150	150
Backrest			
Manual adjustment	✓	✓	✓
Electrical adjustment	●	-	-
Inclination angle	-7° to 90°	-7° to +90°	-7° to +90°
Collapse bearing (90°)	✓	✓	✓
Foot support			
Manual adjustment	✓	✓	✓
Synchronous with backrest	✓	✓	-
Foot rest retractable	✓	✓	-
Armrest			
Synchronous with backrest	✓	✓	-
Single foldable	✓	✓	✓
Mobile chair base part	●	●	
Installation			
Chair fixed to the floor	◆	◆	◆

variable from 58,5 cm up to 78,5 cm (56,5 up to 76,5 cm for the E1).

After examination one press to the foot switch brings the chair back into normal position. The upper part of the chair can be swivelled by 360° and arrested in any position with the stop levers mounted on both sides (ATMOS® E 2) or automatically stops, respectively, at 90° (ATMOS® E 2). For technical reasons the rotation range of the

Chair E2 in combination with the electrical adjustment of the backrest is limited to 300°.

For exact configurations please refer to the above matrix!

Made in Germany



Innovative
mobility function

Easy handling



ATMOS supplements their patient chair programme with the new ATMOS® Chair 21 P / 31 P. Here the coordinated design continues and enables you to have appealing furniture in your practice at an economical price.

Due to our years of experience in the ENT area and to the close collaboration with experts and users, we sell over 600 ENT workstations annually therefore we are market leaders in this field. Let yourself be inspired.

ATMOS® Chair	31 P	21 P
Design suitable to		
ATMOS® C 31 / ATMOS C 21	✓	✓
Seat		
Seat height	51 cm to 71 cm	46 cm to 66 cm
Manual adjustment	-	✓
Electrical adjustment	✓	-
Child seat	●	●
Seat separately rotatable	-	-
Maximum lifting capacity (kg)	150	150
Backrest		
Manual adjustment	✓	✓
Electrical adjustment	-	-
Inclination angle	-5° to 45°	-7° to 45°
Collapse bearing (90°)	-	-
Foot support		
Manual adjustment	●	●
Synchronous with backrest	●	-
Foot rest retractable	-	-
Armrest		
Synchronous with backrest	-	-
Single foldable	-	-
Mobile chair base part	-	-
Installation		
Chair fixed to the floor	Yes	Yes



ATMOS® Chair 31 P and ATMOS® Chair 21 P

Headrest

Solid height adjustable
headrest

Backrest

Backrest infinitely variable from -
5° up to 45°

Armrest

Ergonomically formed
armrests

Seat

Low access height, optimised
lifting height

Footrest

Fully synchronised with the
armrests and backrest

ATMOS® Chair E 1, ATMOS® Chair E 2 and ATMOS® Chair M 2

Headrest

Height-adjustable and detachable.

Backrest

Variable from approx. 7° forward
to the horizontal position.

Armrest

Independent positioning,
synchronised coupling with foot and
backrest.

Seat










The seat can be swivelled
separately by 90° to the right or
the left.
















Footrest

Fully synchronised with the
armrests and backrest.



Order sheet overview

ATMOS® Chair E 2		REF
[1]	ATMOS® Chair E 2 230 V~	535.0000.0
	ATMOS® Chair E 2 100/127 V~	535.0000.4
ATMOS® Chair E 1		
[2]	ATMOS® Chair E 1 230 V~	536.0000.0
	ATMOS® Chair E 1 100/127 V~	536.0000.4
ATMOS® Chair M 2		
[3]	ATMOS® Chair M 2 230 V~	537.0000.0
	ATMOS® Chair M 2 100/127 V~	537.0000.4
Colours		
	Ocean 	535.2100.0
	Sapphire 	535.2200.0
	Basic 	535.2300.0
	Turquoise 	535.2400.0
	White 	535.2500.0
	Black 	535.2600.0
	Special colour: Bahama Beige  , Dove blue  , Bordeaux 	535.2000.0
Options		
	Electromotive back rest for ATMOS® Chair E 2 Characteristics: Electromotive adjustment of the backrest from 10° forward infinitely to horizontal position.	535.1000.0
	Mobility for the ATMOS® Chair E 1 and ATMOS® Chair E 2 Characteristics: ▪ Patented ATMOS base lift technology ▪ Lifting of the chair within seconds without any effort.	535.1100.0
	Base plate with stainless steel cover	535.1200.0
[4]	Child seat for patient chair E 1/ E 2/ M 2 made of tear proof leatherette for long durability	503.0342.0

ATMOS® Chair 31 P		REF
[5] Patient Chair ATMOS® Chair 31 P, basic/dove-blue		503.0800.0
Patient Chair ATMOS® Chair 31 P, white/dove-blue		503.0802.0
ATMOS® Chair 21 P		
Patient Chair ATMOS® Chair 21 P, basic/dove-blue		503.0700.0
[6] Patient Chair ATMOS® Chair 21 P, white/dove-blue		503.0730.0
Options for ATMOS Chair 31 P and ATMOS Chair 21 P		
Foot rest, rigid		503.0731.0
[7] Child seat for patient chair 21 P/ 31 P made of tear proof leatherette for long durability, height: 9 cm, colour: white		503.0372.0
Doctor's Chairs ATMOS® Chair 51 D		
Colours		
[8] Ocean		503.0461.0
Sapphire		503.0462.0
Basic		503.0463.0
Turquoise		503.0464.0
White		503.0465.0
Black		503.0466.0
Special colour: Bahama Beige  , Dove blue  , Bordeaux 		503.0460.0
Doctor's chairs ATMOS® Chair 21 D		
[9] ATMOS® Chair 21 D, basic - dove blue		503.0750.0
ATMOS® Chair 21 D, white - dove blue		503.0740.0



1 ATMOS® Chair E 2



2 ATMOS® Chair E 1



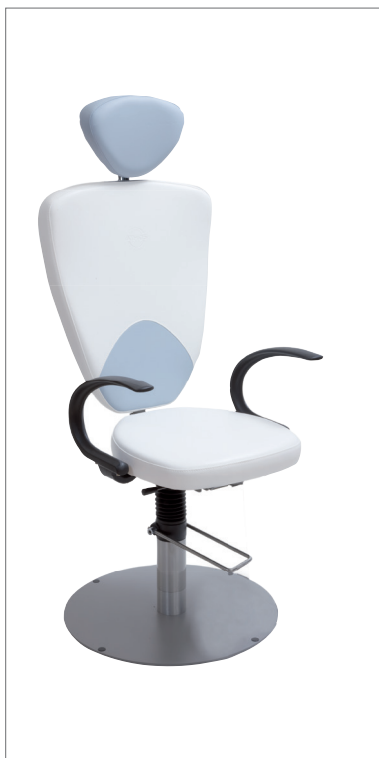
3 ATMOS® Chair M 2



4 Child seat for ATMOS® Chair E 1 / E 2 / M 2



5 ATMOS® Chair 31 P



6 ATMOS® Chair 21 P



8 ATMOS® Chair 51 D



9 ATMOS® Chair 21 D



7 Child seat for ATMOS® Chair 21 P / 31 P



MedizinTechnik

ATMOS MedizinTechnik GmbH & Co. KG

Ludwig-Kegel-Str. 16

79853 Lenzkirch / Germany

Tel: +49 7653 689-370

atmos@atmosmed.de

www.atmosmed.com